

# Fact sheet UK to USA



## GENERAL INFORMATION

### Postnord International

Solution: **End To End**

Coverage: **100%**

Traceability: **Fully Tracked**

Drop off point: **PostNord, Hayes**

Transit Time: **4 - 6,5 working days**

Incoterm: **DDU**

Custom Clearance: **Commercial**

De Minimis Threshold: **800 USD (approx. 650 GBP)**

Returns available: **Yes**

Surcharges: **TBC**

## Process flow to USA

Days	0	1	2	3	4	5	6	7
Delivery to PNI Hayes Hub								
Scanning & processing								
Linehaul								
Customs clearance								
Injection in local network								
Final delivery								

## Data

Full details including EORI number, Recipients Phone and Email address and HS10 codes.

## General info

Estimated delivery period commences after completion of customs clearance.

## Operational process starting point

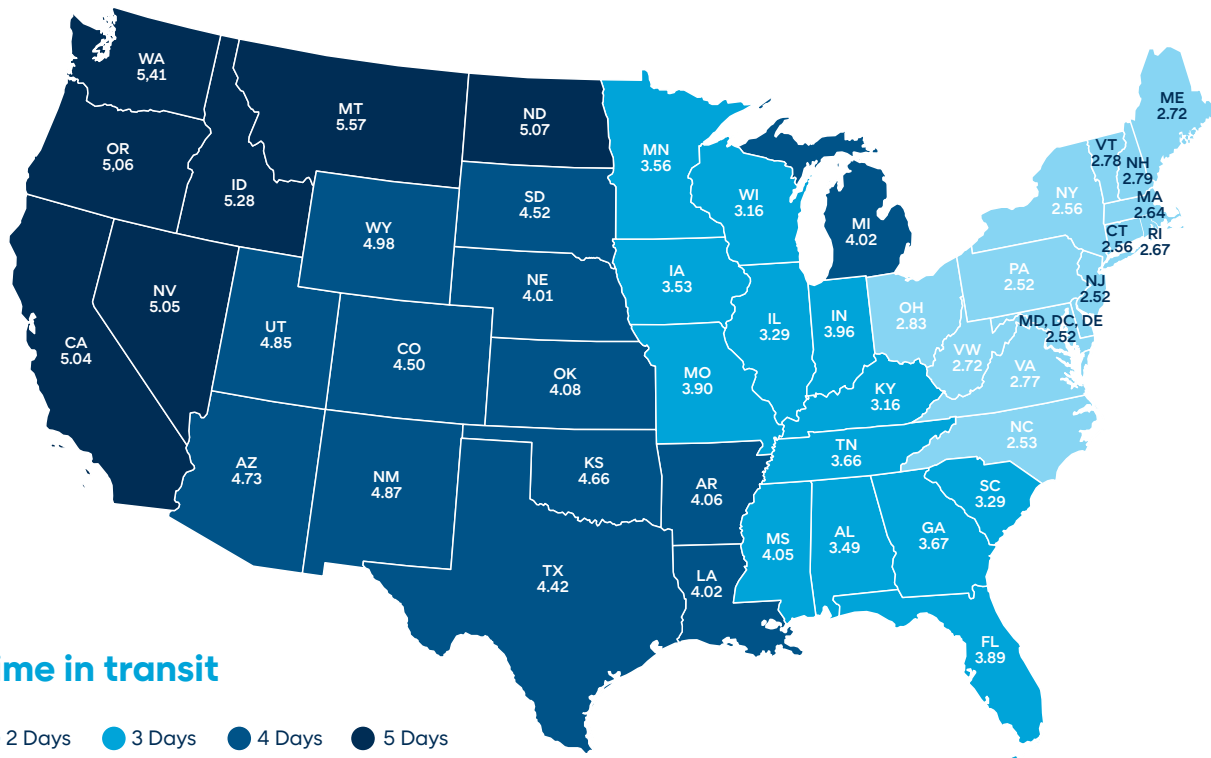
Shipments received in warehouse:

PostNord International  
Fairview Business Centre,  
25 Clayton Road, Hayes,  
Middlesex, UB3 1AN, UK

# Fact sheet UK to USA



## Commercial Solution to USA with transit times



### Time in transit

● 2 Days ● 3 Days ● 4 Days ● 5 Days

## Weight and dimensions

	Maximum
Length (L)	68 cm
Height (H)	43 cm
Length + Circumference (L + C)	213 cm
Weight	30 kg

## De Minimis level


De Minimis is based on the concept of the de minimis level, representing the value below which imported goods can enter without incurring duties and with minimal government scrutiny. The rationale behind this is that for items of low value, it is considered impractical to subject them to regular Customs and Border Protection (CBP) procedures.

## USA De Minimis thresholds

Maximum Value: 800 USD

## Clearance - Type 86 USA

The United States has recently implemented Entry Type 86 in accordance with Section 321 of the Tariff Act of 1930, aiming to streamline the processing of ecommerce shipments. This initiative involves exempting low-value imports from customs duty. For a product to qualify as "low value" its value must be \$800 or less, falling below the U.S. de minimis threshold.



## USA Trade Flow 2024

### USA Profile



	Volume (m)	Value (€m)
Export	1,074.7	€64,485
Import	1,047.1	€43,977

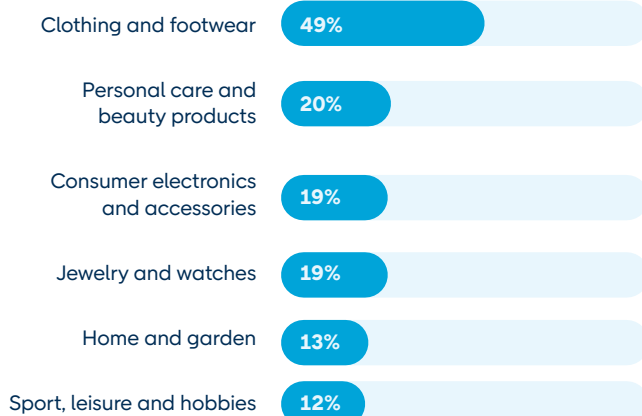
### Countries Importing from...

Country	Import volume
China	569,647,565
UK	107,419,255
Japan	79,208,138
Canada	72,697,880
Mexico	37,976,504
Germany	30,381,203
Italy	23,870,946
Australia	16,275,645
France	14,158,250
South Korea	13,987,175
India	8,680,344
Other	68,357,708

Percentage of B2C retail that is e-commerce xx%  
Percentage of e-commerce that is imported from abroad xx%

Source: Euromonitor, IPC 2024

## Main Cross-border Categories by Purchase



Source: IPC Cross-Border Shopper Survey 2024

## E-commerce market:

**340 million** population <sup>1</sup>

**97.1%** Internet usage <sup>2</sup>

**57%** populatio between ages 20-64 <sup>3</sup>

**31%** of US e-commerce spendings comes from mobile devices <sup>4</sup>

...by **2027** US e-commerce sales projected to reach **1.7 trillion \$** reflecting continued strong growth in online shopping <sup>5</sup>

Source: 1, 2 Datareportal, 3 Nielsen, 4 Statista, 5 eMarketer